

## ATP 150, ATP 400 and ATP 900 Pumps lubrication

The first lubrication required for the correct operation of ATP pumps is performed in the factory. Subsequent lubrications should be performed according to the procedure below and according to a frequency defined as a function of processes used (see scales **D 30** and **D 40**).

**Only use the ALCATEL grease contained in the lubrication syringe** (refer to the maintenance component references **F 10**).



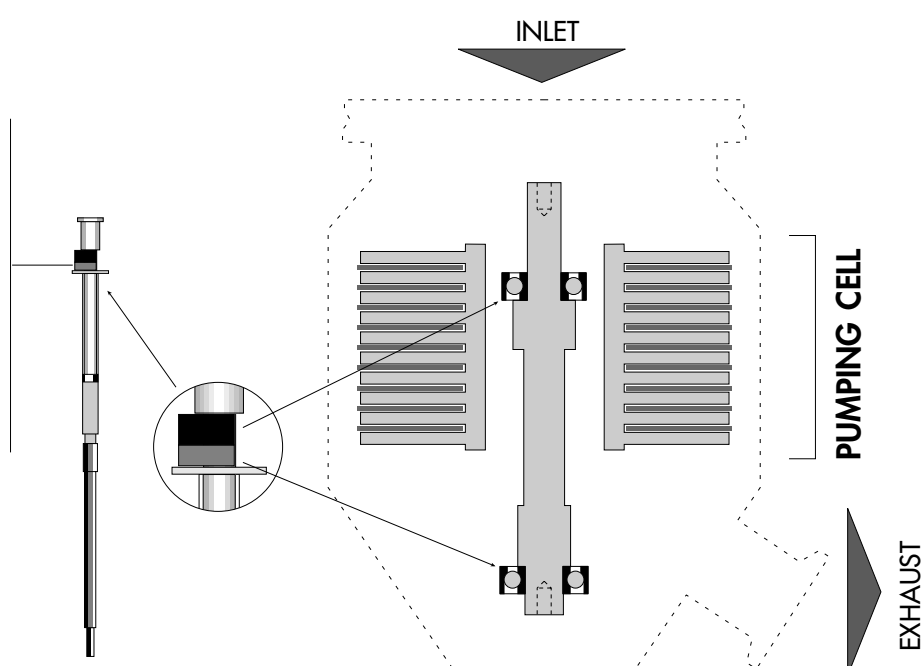
**Avoid introducing foreign matter into the pump during these operations. Lubrication must be performed with the pump switched off.**

### Use of the lubrication syringe

The ATP contains two bearings which must both be reloaded with grease at each relubrication period. The syringe is equipped with two jumpers with different widths and colours (red and black) **used to proportion the grease accurately for each pump bearing.**

Lubrication of bearing on the pumping cell side:  
**black jumper.**

Lubrication of bearing opposite the pumping cell side:  
**red jumper.**



## ATP 150, ATP 400 and ATP 900 Pumps lubrication


The pump can remain connected to the installation during lubrication.

### Lubrication of the bearing opposite the pumping cell

**13** Unfasten the lubricating plug on the end cap side.

Introduce the syringe equipped with its needle to the bottom of the housing and **remove the red jumper**.

While keeping the syringe needle at the bottom of its housing, introduce the grease until the plunger comes to a stop. Remove the syringe.




Replace the lubricating plug after replacing its o-ring, contained in the syringe packaging.

### Lubrication of the bearing on the pump cell side

**13** Unfasten the lubricating plug on the pumping cell side.

Repeat the same operations, this time removing the black jumper from the syringe (keep the syringe at the bottom of its housing throughout the operation).



Remove the syringe and reassemble the lubricating plug equipped with its new o-ring.

The relubrication operation is complete.

Execute the pump running-in:  
see **E 70** for ATP 150 and ATP 400, and  
see **E 90** for ATP 900.